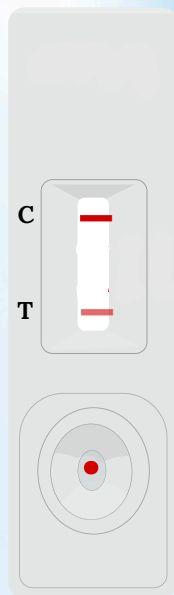


SYPHILIS RAPID TEST KIT (Serum/Plasma/Whole blood)

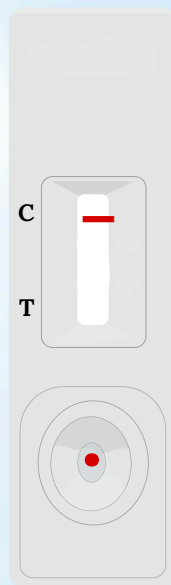
INTERPRETATION OF RESULTS

Figure 1



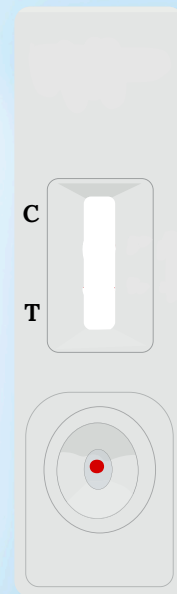
Positive

Figure 2



Negative

Figure 3



Invalid

DIRECTIONS FOR USE

Allow test device, Assay Buffer and specimen equilibrates to room temperature (15-30°C) prior to testing.

1. Add 1 drop (25 µl) of Serum/Plasma/whole blood) in sample well "S".
2. Add 1 drop (40 µl) of assay buffer in sample well "S".
3. Allow reaction to occur in next 15-20 minutes.
4. The test should be read between 15-20 minutes after addition of Serum/Plasma/whole blood) sample.

Note: Do not interpret the results after 20 minutes

INTERPRETATION OF RESULTS

Positive: In addition to the colored line in the control region a clearly distinguishable pink purple colored line also appears in the test region 'T' (Test line) indicating a positive result.

Negative: Only one pink-purple colored line appears at the control zone 'C' (Control line) the test result is negative

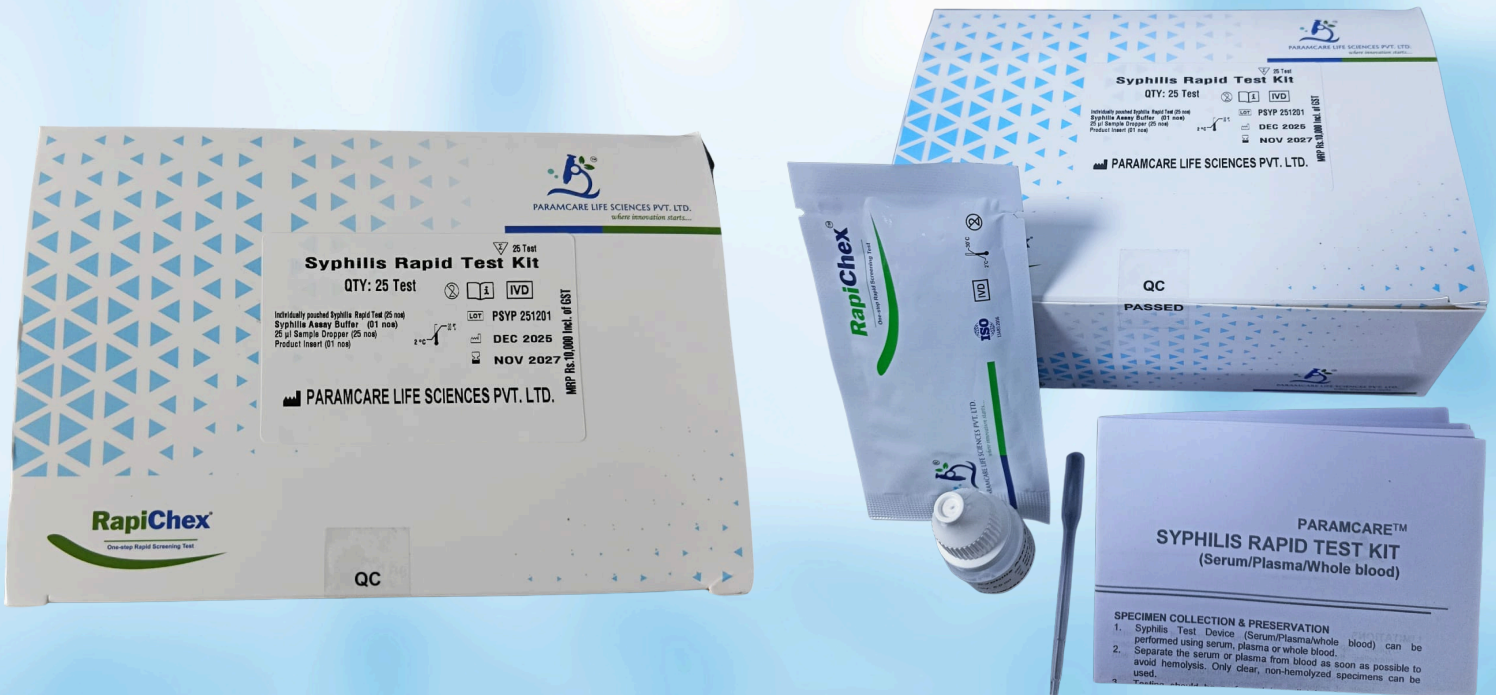
Invalid: If no line appears in the control as well as the test region, the test should be repeated with fresh cassette/test.

RapiChexTM



PARAMCARE LIFE SCIENCES PVT. LTD.
where innovation starts...

SYPHILIS RAPID TEST KIT (Serum/Plasma/Whole blood)



Corporate Office:-

C/609, 6th Floor, Mittal Commercial, Unit 2,
Hasan Pada Road, Chimatpada Marol,
Andheri (E), Mumbai - 400059.

Factory Address:-

G/F- 12/13, Evershine-2, Survey NO.
307/3/1, Balitha, N.H No 48, Vapi, Valsad,
Gujarat, 396191.