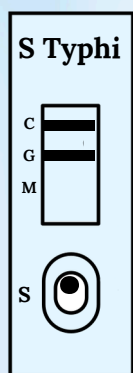


Salmonella Typhi IgG/IgM Ab Rapid Test Kit (Serum/Plasma/Whole Blood)

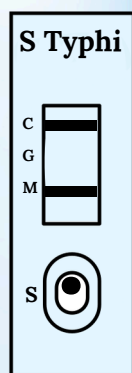
INTERPRETATION OF RESULTS

Figure 1



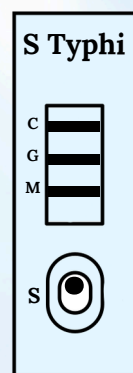
IgG POSITIVE

Figure 2



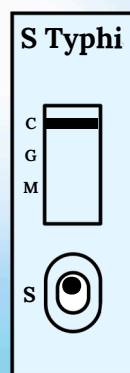
IgM POSITIVE

Figure 3



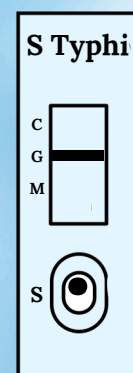
IgG/IgM POSITIVE

Figure 4



NEGATIVE

Figure 5



INVALID

DIRECTIONS FOR USE

Allow the test device, specimen and/or buffer to equilibrate at room temperature (15-30°C) before testing.

1. Bring the pouch to room temperature before opening it. Remove the test cassette from the sealed pouch and use it within 1 hour.

2. Place the cassette on a clean and level surface.

3. For Serum or Plasma specimen: Place the cassette on a clean and level surface. For Serum or Plasma specimen: Hold the dropper vertically and transfer 1 drop of serum or plasma (approximately 25 µL) to the specimen well, then add 1 drop of buffer (approximately 40 µL) and start the timer.

4. Wait for the colored line(s) to appear. Read results at 15 minutes. Note: Do not interpret the result after 20 minutes.



1) **IgG POSITIVE:** Two distinct red lines appear. The control line (c) and IgG (G) line are visible.

2) **IgM POSITIVE:** IgM Positive the control line (C) and IgM line (M) are visible. This is positive for IgM antibodies.

3) **IgG/IgM POSITIVE:** IgG and IgM Positive The control line (C), IgM (M) and IgG line (G) are visible. This is positive for both IgM and IgG antibodies.


4) **NEGATIVE:** One distinct red line appears. The control line (c) is the only line visible. No IgM/IgG antibodies were detected.

5) **INVALID:** Control line fails to appear. The test results are INVALID, if no control line (C) is visible.

Salmonella Typhi IgG/IgM Ab Rapid Test Kit (Serum/Plasma/Whole Blood)



Salmonella Typhi IgG/IgM Ab Rapid Test Kit



Sensitivity and Specificity

| | Clinical performance for IgM Test | | |
|----------|-----------------------------------|----------|-------|
| IgM EIA | Positive | Negative | Total |
| Positive | 50 | 0 | 50 |
| Negative | 0 | 230 | 230 |
| Total | 50 | 230 | 280 |

| | Clinical performance for IgG Test | | |
|----------|-----------------------------------|----------|-------|
| IgG EIA | Positive | Negative | Total |
| Positive | 70 | 0 | 70 |
| Negative | 0 | 230 | 230 |
| Total | 70 | 230 | 300 |

SENSITIVITY : 100% (95% CI*:98.8%-99.9%)
SPECIFICITY : 100% (95%CI*: 98.8%-99.9%)

Corporate Office:-

C/609, 6th Floor, Mittal Commercial, Unit
2, Hasan Pada Road, Chimatpada Marol,
Andheri (E), Mumbai - 400059.

Factory Address:-

G/F- 12/13, Evershine-2, Survey NO.
307/3/1, Balitha, N.H No 48, Vapi, Valsad,
Gujarat, 396191.