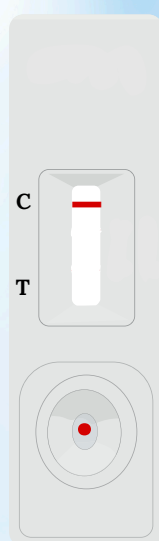


Ethyl Glucuronide (ETG) Rapid Test Kit

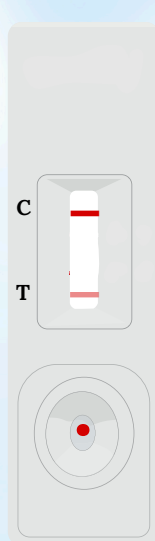
INTERPRETATION OF RESULTS

Figure 1



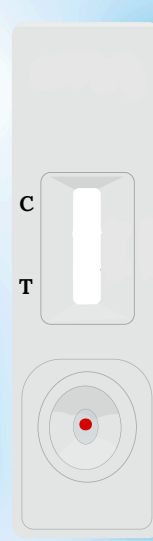
Positive

Figure 2



Negative

Figure 3



Invalid

DIRECTIONS FOR USE

1. Bring the pouch to room temperature before opening it. Remove the test cassette from the sealed pouch and use it within 1 hour.
2. Place the cassette on a clean and level surface.
3. Hold the dropper vertically and transfer 2-3 drops of Urine using the dropper provided.
4. Wait for the colored line(s) to appear. Read results at 5 minutes.

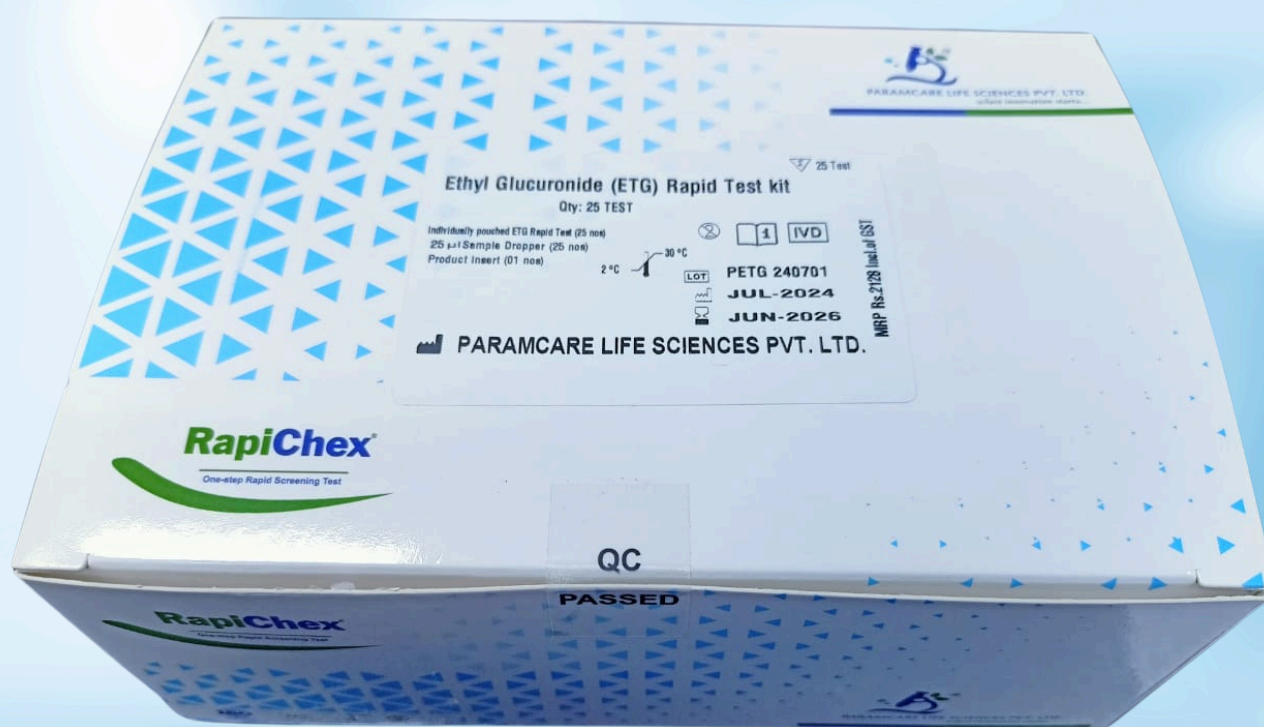
Note: Do not interpret the result after 10 minutes.

INTERPRETATION OF RESULTS

- Positive:** The control line is the only visible line on the test device. This is indicative of presence of ETG above 500 ng/ml.
2. **Negative:** The control line and Test line is visible line on the test device. This no ETG detected or ETG below 500 ng/ml.
3. **Invalid:** The control line fails to appear. Insufficient specimen volume or incorrect procedural techniques are the likeliest reasons for control line failure. Repeat the test using a new test device.

Ethyl Glucuronide (ETG) Rapid Test Kit

Ethyl Glucuronide (ETG) Rapid Test Kit



Sensitivity and Specificity

Commercial Rapid Results	ETG Test	ETG Rapid Test		Total
		Positive	Negative	
Positive		4	0	4
Negative		2	138	140
Total		06	138	144

Corporate Office:-

C/609, 6th Floor, Mittal Commercial, Unit 2,
Hasan Pada Road, Chimatpada Marol, Andheri (E),
Mumbai - 400059.

Factory Address:-

G/F- 12/13, Evershine-2, Survey NO.
307/3/1, Balitha, N.H No 48, Vapi, Valsad,
Gujarat, 396191.