


## Luteinizing hormone (LH) Rapid Test Kit (Cassette/Midstream) (Urine)

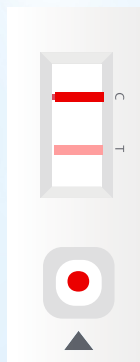
### INTERPRETATION OF RESULTS

Figure 1




**POSITIVE**

Figure 2



**NEGATIVE**

Figure 3



**INVALID**

← BLOOD SAMPLE

← BLOOD SAMPLE

← BLOOD SAMPLE

### DIRECTIONS FOR USE

Allow the test, urine specimen and/or controls to reach room temperature (15-30°C) prior to testing.

Bring the pouch to room temperature before opening it. Remove the test cassette from the sealed pouch and use it as soon as possible.

Place the test cassette on a clean and level surface. Hold the dropper vertically and transfer 3 full drops of urine (approximately 100 µL) to the specimen well (S) of the test cassette, and then start the timer.

Wait for the colored line(s) to appear. Read results at 5 minutes. Do not interpret the result after 10 minutes.

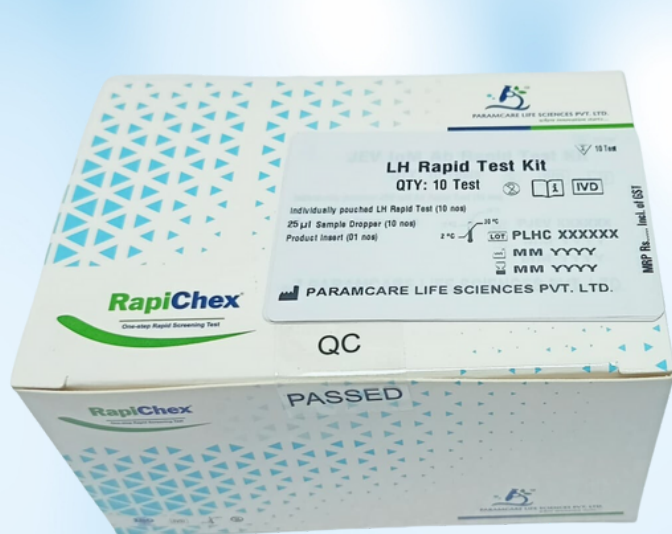
**Positive:** Two lines are visible and the Test Line (T) is the same as or darker than the Control Line.

**Negative:** Two lines are visible, but the Test Line (T) is lighter than the Control Line, or there is no Test Line.

**Invalid:** The control line fails to appear.

## Luteinizing hormone (LH) Rapid Test Kit (Cassette/Midstream) (Urine)

### Luteinizing hormone (LH) Rapid Test Kit



## Sensitivity and Specificity

Method		Other hCG Rapid Test		Total Results
Luteinizing hormone (LH) Rapid Test Kit	Results	Positive	Negative	
	Positive	163	0	
	Negative	0	280	280
Total Results		163	280	443

Relative Sensitivity: >99.9% (98.7%~100%)

Relative Specificity: >99.9% (99.2%~100%)

### Corporate Office:-

C/609, 6th Floor, Mittal Commercial, Unit 2,  
Hasan Pada Road, Chimatpada Marol, Andheri  
(E), Mumbai - 400059.

### Factory Address:-

G/F- 12/13, Evershine-2, Survey NO.  
307/3/1, Balitha, N.H No 48, Vapi,  
Valsad, Gujarat, 396191.