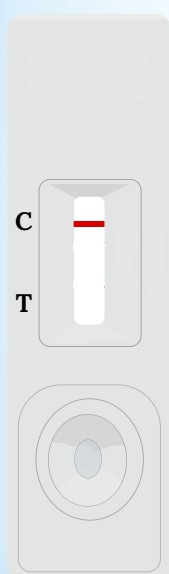


Rapid Drugs (Opiate (Morphine)) Screening Test Kit (Urine)

INTERPRETATION OF RESULTS

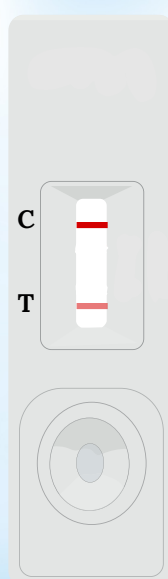


Figure 1




POSITIVE

Figure 2



NEGATIVE

Figure 3



INVALID

DIRECTIONS FOR USE

Allow the test device, specimen and/or buffer to equilibrate at room temperature (15-30°C) before testing.

1. Bring the pouch to room temperature before opening it. Remove the test cassette from the sealed pouch and use it within 1 hour.

2. Place the cassette on a clean and level surface.

3. Hold the dropper vertically and transfer 2 drops of Urine (approximately 50 µL).

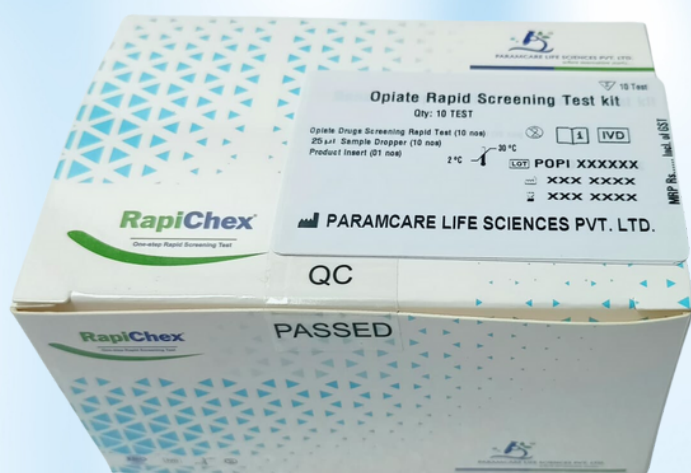
4. Wait for the colored line(s) to appear. Read results at 5 minutes. Note: Do not interpret the result after 10 minutes.

Positive: The control line is the only visible line on the test device. This is indicative of presence of OPI above 300 ng/ml.

Negative: The control line and Test line is visible line on the test device. This no OPI detected or OPI below 300 ng/ml.

Invalid: The control line fails to appear.

Rapid Drugs (Opiate (Morphine)) Screening Test Kit (Urine)



Sensitivity and Specificity

Commercial OPI Rapid Test Results	Opiate (Morphine) Rapid Test		Total
	Positive	Negative	
Positive	3	0	3
Negative	2	138	140
Total	5	138	143

Relative Sensitivity: 100%

Relative Specificity: 98.57%

Corporate Office:-

C/609, 6th Floor, Mittal Commercial, Unit 2,
Hasan Pada Road, Chimatpada Marol, Andheri (E),
Mumbai - 400059.

Factory Address:-

G/F- 12/13, Evershine-2, Survey NO.
307/3/1, Balitha, N.H No 48, Vapi, Valsad,
Gujarat, 396191.