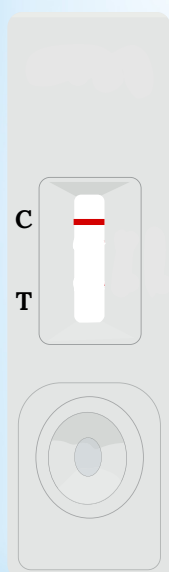


INTERPRETATION OF RESULTS

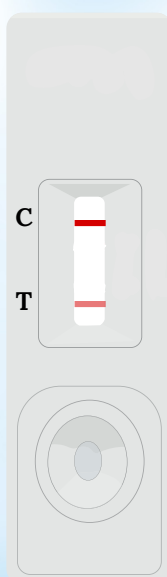


Figure 1



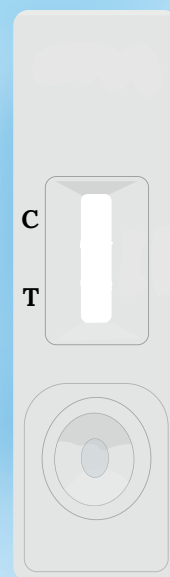
POSITIVE

Figure 2



NEGATIVE

Figure 3



INVALID

DIRECTIONS FOR USE

Allow the test device, specimen and/or buffer to equilibrate at room temperature (15-30°C) before testing.

1. Bring the pouch to room temperature before opening it. Remove the test cassette from the sealed pouch and use it within 1 hour.

2. Place the cassette on a clean and level surface.

3. Hold the dropper vertically and transfer 2 drops of Urine (approximately 50 µL).

4. Wait for the colored line(s) to appear. Read results at 5 minutes. Note: Do not interpret the result after 10 minutes.

Positive: The control line is the only visible line on the test device. This is indicative of presence of THC above 50 ng/ml .

Negative: The control line and Test line is visible line on the test device. This no THC detected or THC below 50 ng/ml .

Invalid: The control line fails to appear.

Rapid Drugs (Cannabinoids) Screening Test Kit (Urine)



Sensitivity and Specificity

Commercial THC Rapid Test Results	Cannabinoids Rapid Test		Total
	Positive	Negative	
Positive	2	0	2
Negative	3	137	140
Total	05	137	142

Relative Sensitivity: 100%

Relative Specificity: 97.85%

Corporate Office:-

C/609, 6th Floor, Mittal Commercial, Unit 2,
Hasan Pada Road, Chimatpada Marol, Andheri (E),
Mumbai - 400059.

Factory Address:-

G/F- 12/13, Evershine-2, Survey NO.
307/3/1, Balitha, N.H No 48, Vapi, Valsad,
Gujarat, 396191.