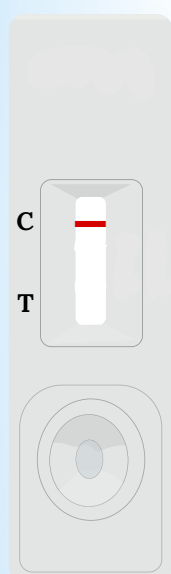


INTERPRETATION OF RESULTS

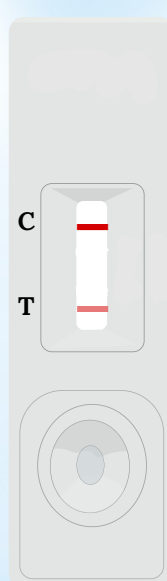


Figure 1




POSITIVE

Figure 2



NEGATIVE

Figure 3



INVALID

DIRECTIONS FOR USE

Allow the test device, specimen and/or buffer to equilibrate at room temperature (15-30°C) before testing.

1. Bring the pouch to room temperature before opening it. Remove the test cassette from the sealed pouch and use it within 1 hour.
2. Place the cassette on a clean and level surface.
3. Hold the dropper vertically and transfer 2 drops of Urine (approximately 50 µL).
4. Wait for the colored line(s) to appear. Read results at 5 minutes. Note: Do not interpret the result after 10 minutes.

Positive: The control line is the only visible line on the test device. This is indicative of presence of BAR above 300 ng/ml.

Negative: The control line and Test line is visible line on the test device. This no BAR detected or BAR below 300 ng/ml.

Invalid: The control line fails to appear.

Rapid Drugs (Barbiturate) Screening Test Kit (Urine)

Rapid Drugs (Barbiturate) Screening Test Kit (Urine)



Sensitivity and Specificity

Commercial BAR Rapid Results	BAR Test	Barbiturate Rapid Test		Total
		Positive	Negative	
Positive		3	0	3
Negative		1	139	140
Total		04	139	143

Relative Sensitivity: 100%

Relative Specificity: 99.28%

Corporate Office:-

C/609, 6th Floor, Mittal Commercial, Unit 2,
Hasan Pada Road, Chimatpada Marol, Andheri (E),
Mumbai - 400059.

Factory Address:-

G/F- 12/13, Evershine-2, Survey NO.
307/3/1, Balitha, N.H No 48, Vapi, Valsad,
Gujarat, 396191.